

# Blue Line P1-P Pet Friendly<sup>®</sup> Passive-Infrared Detector



**Security Systems**



The BLP1-P detector is able to distinguish between signals caused by humans and signals caused by one or two animals with a combined total weight of 30 lbs. (13.6 kg).

### Features

- First Step Processing (FSP)
- Small, unobtrusive two-piece design
- Comfortable wiring access with plug-in terminals
- Easy to install with flexible mounting options
- No range or height adjustments
- Eight detection layers including user-selectable look-down coverage zone (non-pet installations only)
- Pet Friendly
- 35 ft (11 m) broad coverage
- Draft and insect immunity
- Temperature compensation
- Optional camera modules

### Functions

#### Signal processing

First Step Processing (FSP) allows virtually instant response to human targets without false alarms caused by other sources. By adjusting its sensitivity based upon signal amplitude, polarity, slope and timing, FSP eliminates the need for the installer to select the sensitivity level for the application.

### Pet immunity

The detector is able to distinguish between signals caused by humans and signals caused by one or two animals with a combined total weight of 30 lbs. (13.6 kg).

### Test features

The externally-visible alarm LED may be disabled after installation.

### Draft and insect immunity

The sealed optical chamber provides immunity to drafts and insects.

### Temperature compensation

The sensor adjusts its sensitivity to maintain its ability to identify human intruders at critical temperatures.

### Listings, Certifications, and Approvals

Country	Certification/Listing Number
Europe	CE
US	ANSR: Intrusion Detection Units (UL639)

# BOSCH

Bosch Security Systems  
130 Perinton Parkway  
Fairport NY 14450  
USA

For more information, visit:  
[www.boschsecuritysystems.com](http://www.boschsecuritysystems.com)

**Security you can rely on.**

# BOSCH

**Trademarks**

Pet Friendly® is a registered trademark of Bosch Security Systems in the United States.

**Application Information**

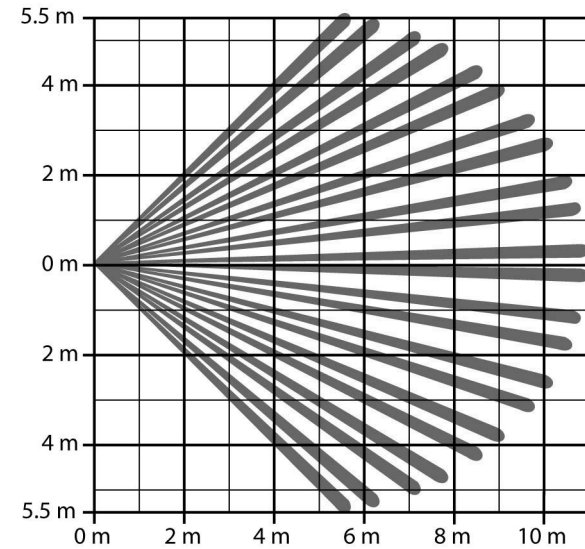
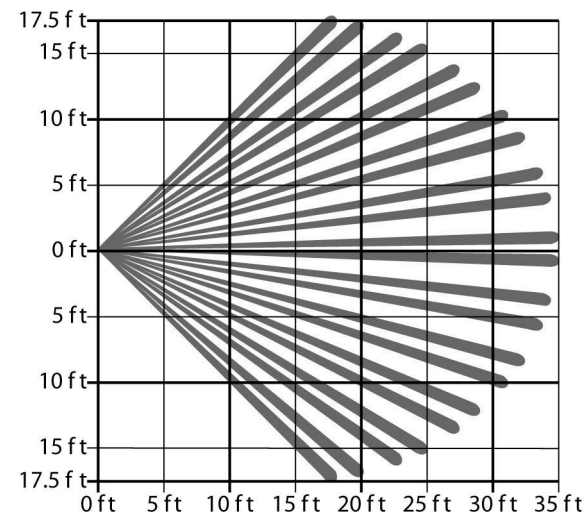
**Coverage Patterns**

Coverage Pattern Legend

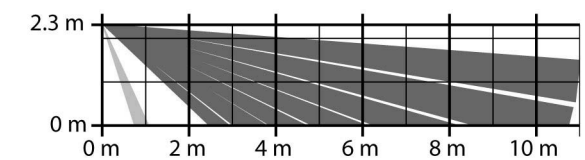
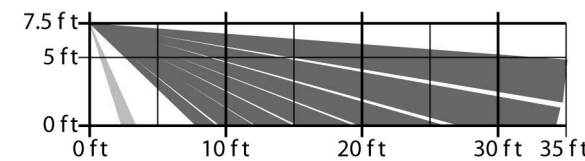
- PIR coverage pattern
- look-down zones

**Broad: 35 ft x 35 ft (11 m x 11 m)**

*Top View*



*Side View*



**Mounting**

The recommended mounting height is 7.5 ft to 9 ft (2.25 m to 2.74 m).

The detector can be mounted:

- on a flat wall (surface, semi-flush), with the optional B335 Swivel-Mount Bracket, or with the optional B328 Gimbal-Mount Bracket,
- in a corner (the junction of two perpendicular walls), or
- on the ceiling with the optional B338 Ceiling Mount Bracket.

**Note:** The use of optional mounting brackets can reduce the detector's range and increase the dead zone areas.

**Power Considerations**

**Power Limits**

Input power must be provided by an Approved Limited Power Source. All outputs must be connected to SELV (Safety Extra-Low Voltage) circuits only.

**Standby Power**

This detector has no internal standby battery. For UL Listed product installations, 4 hr (40 mAh) of standby power must be supplied by the control unit or by a UL Listed burglary power supply.

**Technical Specifications**

BLP1-P Specifications	
<b>Enclosure Design</b>	
Color:	white
Dimensions (HxWxD):	4.2 in. x 2.4 in. x 1.9 in. (10.7 cm x 6.1 cm x 4.8 cm)
Material:	High-impact ABS plastic
<b>Environmental Considerations</b>	
Relative Humidity:	0 to 95%, noncondensing
Operating Temperature:	-20°F to +120°F (-29°C to +49°C) <i>For UL Listed product installations, +32°F to +120°F (0°C to +49°C)</i>
<b>Outputs</b>	
Digital Alarm:	5 V normally, ground for 4 seconds during alarm.
Relay:	Solid state, supervised Form A normally-closed (NC) contacts rated for 125 mA at 28 VDC, 3 W.
Tamper:	Normally-closed (NC) contacts (with cover on) rated at 28 VDC, 125 mA maximum. Connect tamper circuit to 24-hour protection circuit.
<b>Power Requirements</b>	
Current (Alarm):	18 mA
Current (Standby):	10 mA maximum at 12 VDC
Voltage (Operating):	9 VDC to 15 VDC
<b>Radio Frequency Interference (RFI) Immunity:</b>	No alarm or setup on critical frequencies in the range from 26 MHz to 950 MHz at 50 v/m.
Order Number	BLP1-C

**Hardware Accessories**

**B328-3 Gimbal Mount Bracket**



A gimbal-mount bracket that allows the installer to rotate and swivel the detector. Shipped in packages of three.

**B335-3 Low Profile Mount Bracket**



A low-profile bracket that allows the installer to swivel the detector. Shipped in packages of three.

**B338-3 Ceiling Mount Bracket**



A bracket for ceiling-mounting the detector. Shipped in packages of three.

**BLA1-CM Monochrome Camera Modules**



Monochrome camera modules that snap onto the top of the BLP1-P detector. A camera module measures (HxWxD) 2.2 in. x 2.4 in. x 1.85 in. (5.6 cm x 6.1 cm x 4.7 cm).  
**BLA1-CM-C: CCIR,**  
**BLA1-CM-E: EIA**

**BLA1-CC Color Camera Modules**



Color camera modules that snap onto the top of the BLP1-P detector. A camera module measures (HxWxD) 2.2 in. x 2.4 in. x 1.85 in. (5.6 cm x 6.1 cm x 4.7 cm).  
**BLA1-CC-N: NTSC,**  
**BLA1-CC-P: PAL**