

# AMK 4 LSN Overhead door contact



## Security Systems



- Overhead door contact in LSN technology
- For connection to the LSN intrusion panel
- High level of mechanical strength
- Large switch distance
- LSN Perimeter protection

Conventional overhead door contacts are used to monitor rolling, sliding and garage doors.

### Parts Included

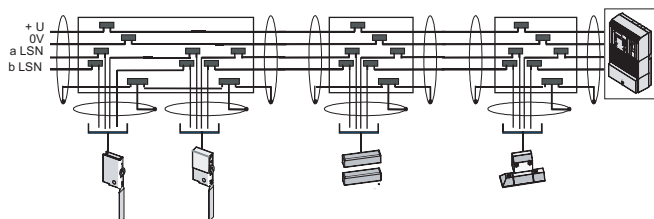
Qty.	Components
1	AMK 4 LSN overhead door contact with magnet and installation material including metal tube

### Certificates and Approvals

VdS approval No.: G 101503, class B

### Installation/Configuration Notes

#### Connecting LSN contacts



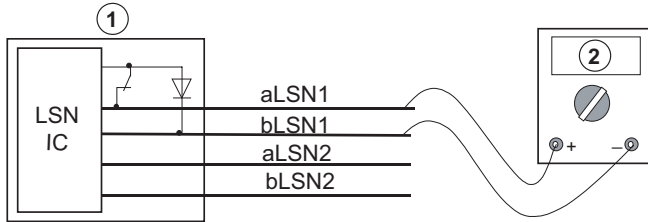
- Every LSN contact is a physical LSN element (1 out of 127 possible per loop).
- The length of LSN connection cables must be included when planning the total line length of the LSN loop since LSN technology is integrated into these detectors.

- Passive coupling elements for joining the connection cables to the installation cable must be placed as close as possible to the LSN contacts since 1m connection cable with 2m LSN cable length is included in the calculation of the LSN cable length (LSN is carried into the contacts and back out again).
- Connector boxes are classified as installation material.
- When using flush- and surface mount magnetic contacts, please be aware that installation in **ferromagnetic materials** is not permissible for either the contact or the magnets. LSN MSE-LSN B4w magnetic contacts in conjunction with EG1 and MSE-LSN C4w with EG2 are an exception to this. When using MSA-LSN B 4w and MSA-LSN C 4w surface-mounting magnetic contacts, installation is carried out on ferromagnetic materials via the AG 4 surface-mounting housing.

**Testing of LSN contacts**

Reed switch and microswitch functions can be checked before installation by a high-ohm multimeter or continuity checker (for diode paths).

The resistance values are rough values; a large change in resistance is significant here.



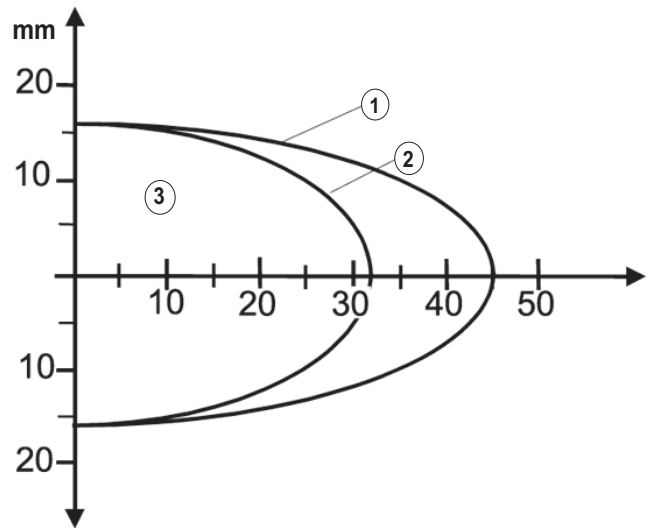
- 1 Detector
- 2 Multimeter:  
 Contact open: approx. 3 MOhm  
 Contact closed: approx. 1 MOhm

**Notice:** Only the intrusion contact can be checked in this way. The tamper contact of the Class C magnetic contact can currently only be checked via the LSN control panel.

For doors < 1.5 meters, one shutter door contact is necessary. For doors > 1.5 meters, use two shutter door contacts. Take note of the permissible installation tolerances.

The overhead door contact consists of an enlarged magnetic switch and a magnet in a plastic casing. The connection cable is protected over a 1 meter length by a metal tube. The magnetic switch is installed at ground level (requires a flat surface). Rubber-tired vehicles can roll over the switch without causing problems. The magnetic switch may not be used as a door-stopper for the doors.

**Distances diagram**



- 1 Extraction
- 2 Proximity
- 3 Standby zone

## Technical Specifications

AMK 4 LSN overhead door contact	
Type of installation	Configuration
LSN Operating voltage	15V to 33V
- Current consumption	0.4 mA
Protective system	IP 67 VdS environmental class III
Permitted Ambient temperature	-25 °C...+70 °C
Housing	
Material	Polyamide
Color	Gray
Dimensions	
Contact (WxHxD)	16.5 x 50 x 144 mm
Magnet (WxHxD)	35 x 40 x 66 mm
Connection cable	Ø 3.2 mm, 4 m long
Metal tubing	Ø 6 x 9 mm, 1 m long
Wire colors	aLSN1 : white bLSN1 : brown aLSN2 : white bLSN2 : yellow

## Ordering Information

AMK 4 LSN overhead door contact	4.998.015.793
---------------------------------	---------------

Bosch Security Systems

For more information please visit  
[www.boschsecuritysystems.com](http://www.boschsecuritysystems.com)

**BOSCH**